

IT'S EASY TO ORDER YOUR OWN UPHOLSTERED SEATING.

Just follow this illustration and fill in each circle with your selection. Repeat for each component.



When selecting a leather component, begin the style number with the prefix L.



1. Choose Your Components 5 ● ● - ○ ○ ○ ○ ○


See reverse side for available components.

2. Choose Your Arm Style 5 ○ ○ ○ - ● ○ ○ ○ ○



D Dual Track **F** Flare **R** Roll **T** Track **P** Wedge **Q** Ledge

3. Choose Your Back Style 5 ○ ○ ○ - ○ ● ○ ○ ○



O Plain **V** Button Tufted

4. Choose Your Tailoring 5 ○ ○ ○ - ○ ○ ○ ● ○



U Unwelted **W** Welted

5. Choose Your Base Style 5 ○ ○ ○ - ○ ○ ○ ○ ●



Z Wood Base **A** Angled Leg **C** Cylinder Leg **M** Metal Round **N** Metal Square

Z- Wood Base, A-Angled Leg and C-Cylinder legs are standard Walnut finish. Optional finishes Cinder, Ebony, Ember, Fawn, French Oak, Fruitwood, Kahlua, Natural and Soho. Available at no upcharge.

M- Metal Round & N- Metal Square, no optional finishes available.

URBAN PLANNING COMPONENTS

Seat Height: 18" | Arm Height: 24"

*Dimensions listed are for Dual Track, Flare and Track Arm option. For Roll and Wedge Arm dimensions, add 1" for each arm on piece. For Ledge Arm dimensions, add 2" for each arm on piece.



Sofa

⑤ (S) ① - ○ ○ ○ ○ ○

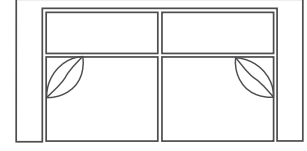
W85 D37 H35
Inside Seat: W75 D23
Std. w/2 P-100 18" Pillows



Sofa

⑤ (S) ③ - ○ ○ ○ ○ ○

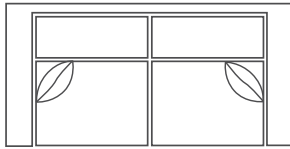
W85 D37 H35
Inside Seat: W75 D23
Std. w/2 P-100 18" Pillows



Sofa

⑤ (B) ① - ○ ○ ○ ○ ○

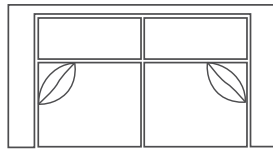
W80 D37 H35
Inside Seat: W70 D23
Std. w/2 P-100 18" Pillows



Love Seat

⑤ (L) ② - ○ ○ ○ ○ ○

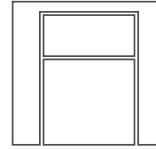
W72 D37 H35
Inside Seat: W62 D23
Std. w/2 P-100 18" Pillows



Love Seat

⑤ (L) ① - ○ ○ ○ ○ ○

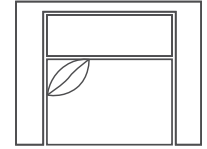
W60 D37 H35
Inside Seat: W50 D23
Std. w/2 P-100 18" Pillows



Chair

⑤ (C) ① - ○ ○ ○ ○ ○

W35 D37 H35
Inside Seat: W25 D23



Chair & Half

⑤ (C) (H) - ○ ○ ○ ○ ○

W45 D37 H35
Inside Seat: W35 D23
Std. w/1 P-100 18" Pillow



Left Arm Davenport

⑤ (D) (L) - ○ ○ ○ ○ ○

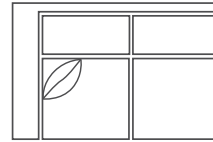
W92 D37 H35
Inside Seat: W77 D23
Std. w/1 P-100 18" Pillows



Right Arm Davenport

⑤ (D) (R) - ○ ○ ○ ○ ○

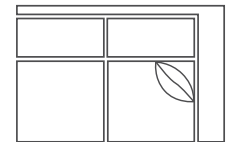
W92 D37 H35
Inside Seat: W77 D23
Std. w/1 P-100 18" Pillow



Left Arm Love Seat

⑤ (L) (L) - ○ ○ ○ ○ ○

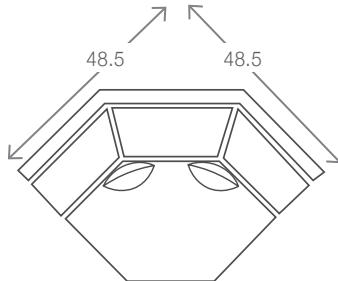
W56 D37 H35
Inside Seat: W50 D23
Std. w/1 P-100 18" Pillow



Right Arm Love Seat

⑤ (L) (R) - ○ ○ ○ ○ ○

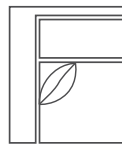
W56 D37 H35
Inside Seat: W50 D23
Std. w/1 P-100 18" Pillow



Wedge

⑤ (C) (U) - (X) ○ ○ ○ ○ ○

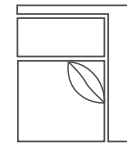
W69 D45 H35
Std. w/2 P-100 18" Pillows



Left Arm Chair

⑤ (E) (L) - ○ ○ ○ ○ ○

W31 D37 H35
Inside Seat: W26 D23
Std. w/1 P-100 18" Pillow



Right Arm Chair

⑤ (E) (R) - ○ ○ ○ ○ ○

W31 D37 H35
Inside Seat: W26 D23
Std. w/1 P-100 18" Pillow

URBAN PLANNING COMPONENTS

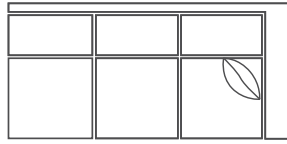
Seat Height: 18" | Arm Height: 24"

*Dimensions listed are for Dual Track, Flare and Track Arm option. For Roll and Wedge Arm dimensions, add 1" for each arm on piece. For Ledge Arm dimensions, add 2" for each arm on piece.



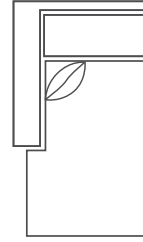
Left Arm Sofa
 (5) (S) (L) - ○ ○ ○ ○ ○

W80 D37 H35
 Inside Seat: W75 D23
 Std. w/1 P-100 18" Pillow



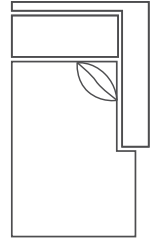
Right Arm Sofa
 (5) (S) (R) - ○ ○ ○ ○ ○

W80 D37 H35
 Inside Seat: W75 D23
 Std. w/1 P-100 18" Pillow



Left Arm Chaise
 (5) (C) (L) - ○ ○ ○ ○ ○

W35.5 D68 H35
 Inside Seat: W30 D54
 Std. w/1 P-100 18" Pillow



Right Arm Chaise
 (5) (C) (R) - ○ ○ ○ ○ ○

W35.5 D68 H35
 Inside Seat: W30 D54
 Std. w/1 P-100 18" Pillow



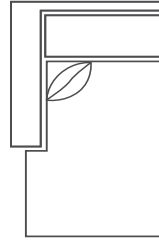
Left Arm 2 Seat Love Seat
 (5) (J) (L) - ○ ○ ○ ○ ○

W80 D37 H35
 Inside Seat: W75 D23
 Std. w/1 P-100 18" Pillow



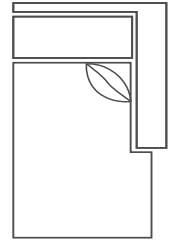
Right Arm 2 Seat Love Seat
 (5) (J) (R) - ○ ○ ○ ○ ○

W80 D37 H35
 Inside Seat: W75 D23
 Std. w/1 P-100 18" Pillow



Left Arm Chaise
 (5) (K) (L) - ○ ○ ○ ○ ○

W44 D68 H35
 Inside Seat: W39 D54
 Std. w/1 P-100 18" Pillow



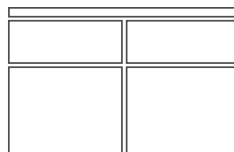
Right Arm Chaise
 (5) (K) (R) - ○ ○ ○ ○ ○

W44 D68 H35
 Inside Seat: W39 D54
 Std. w/1 P-100 18" Pillow



Armless Sofa
 (5) (S) (O) - (X) ○ ○ ○ ○ ○

W76 D37 H35
 Inside Seat: W76 D23



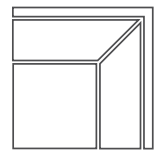
Armless Love Seat
 (5) (L) (O) - (X) ○ ○ ○ ○ ○

W55 D37 H35
 Inside Seat: W55 D23



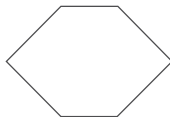
Armless Chair
 (5) (A) (1) - (X) ○ ○ ○ ○ ○

W28 D27 H35
 Inside Seat: W28



Inside Corner Chair
 (5) (E) (1) - (X) ○ ○ ○ ○ ○

W37 D37 H35
 Inside Seat: W23 D23



Shaped Ottoman
 (5) (O) (4) - (X) (X) ○ ○ ○ ○ ○
 W54 D37 H18



Ottoman
 (5) (O) (1) - (X) (X) ○ ○ ○ ○ ○
 W25 D22 H18



Ottoman & Half
 (5) (O) (H) - (X) (X) ○ ○ ○ ○ ○
 W35 D22 H18

URBAN PLANNING WORKSHEET

1/4" = 1' scale

